





































































23 100m Freestyle Women Heat

























Official

























Total

























Rank	Competitor	Age	Club	RT	PTS	Result	
1	 Godwin Em...	28	 Heretaunga...	0.67		55.71 Entry: 54.33 +1.38	Q
	25m: 12.57		50m: 26.75 (14.18)				
	75m: 41.42 (14.67)		100m: 55.71 (14.29)				
2	 Macdonald ...	17	 Hamilton Aq...	0.69		57.70 Entry: 56.87 +0.83	Q
	25m: 13.35		50m: 27.76 (14.41)				
	75m: 42.95 (15.19)		100m: 57.70 (14.75)				
3	 Speers Bro...	16	 Greendale ...	0.79		59.89 Entry: 1:00.68 -0.79	Q
	25m: 13.70		50m: 28.74 (15.04)				
	75m: 44.45 (15.71)		100m: 59.89 (15.44)				
4	 Nicholls Lola	17	 Heretaunga...	0.67		59.90 Entry: 59.26 +0.64	Q
	25m: 13.68		50m: 28.82 (15.14)				
	75m: 44.49 (15.67)		100m: 59.90 (15.41)				
5	 Sonerson ...	19	 Pirates Swi...	0.70		1:00.72 Entry: 1:00.49 +0.23	Q
	25m: 13.84		50m: 29.05 (15.21)				
	75m: 44.78 (15.73)		100m: 1:00.72 (15.94)				
6	 Stewart Lola	14	 Enterprise ...	0.62		1:00.88 Entry: 1:00.95 -0.07	Q
	25m: 13.72		50m: 29.07 (15.35)				
	75m: 44.91 (15.84)		100m: 1:00.88 (15.97)				
6	 Foerster Lo...	16	 Greendale ...	0.61		1:00.88 Entry: 1:00.03 +0.85	Q
	25m: 14.17		50m: 30.02 (15.85)				
	75m: 45.71 (15.69)		100m: 1:00.88 (15.17)				
8	 Latu Briana	17	 Enterprise ...	0.79		1:01.33 Entry: 1:01.37 -0.04	Q
	25m: 13.65		50m: 28.95 (15.30)				
	75m: 44.88 (15.93)		100m: 1:01.33 (16.45)				
9	 Newman T...	15	 Enterprise ...	0.69		1:01.64 Entry: 59.49 +2.15	Q
	25m: 13.48		50m: 28.50 (15.02)				
	75m: 44.65 (16.15)		100m: 1:01.64 (16.99)				
10	 Botes Scarl...	15	 Napier Aqu...	0.68		1:01.75 Entry: 1:00.01 +1.74	Q
	25m: 14.03		50m: 29.65 (15.62)				
	75m: 45.55 (15.90)		100m: 1:01.75 (16.20)				

























11	 Henare Kaia	16	 Heretaunga...	0.69	1:02.59 Entry: 1:02.33	+0.26	Q
	25m: 13.97		50m: 29.45 (15.48)				
	75m: 45.73 (16.28)		100m: 1:02.59 (16.86)				
12	 Stanford H...	17	 Trojans Swi...	0.72	1:03.25 Entry: 1:01.69	+1.56	Q
	25m: 13.84		50m: 29.70 (15.86)				
	75m: 46.20 (16.50)		100m: 1:03.25 (17.05)				
13	 Carter Violet	15	 Ice Breaker...	0.74	1:03.61 Entry: 1:01.21	+2.40	Q
	25m: 14.34		50m: 30.46 (16.12)				
	75m: 47.13 (16.67)		100m: 1:03.61 (16.48)				
14	 Bunker Ziva	13	 Whanganui...	0.71	1:03.78 Entry: 1:04.53	-0.75	Q
	25m: 14.53		50m: 30.71 (16.18)				
	75m: 47.45 (16.74)		100m: 1:03.78 (16.33)				
15	 Lott Annab...	15	 Napier Aqu...	0.53	1:03.83 Entry: 1:02.54	+1.29	Q
	25m: 14.49		50m: 30.35 (15.86)				
	75m: 46.96 (16.61)		100m: 1:03.83 (16.87)				
16	 Walling Po...	17	 Heretaunga...	0.74	1:04.14 Entry: 1:04.54	-0.40	Q
	25m: 14.53		50m: 30.52 (15.99)				
	75m: 47.19 (16.67)		100m: 1:04.14 (16.95)				
17	 McCutcheo...	14	 Central Ha...	0.66	1:04.23 Entry: 1:06.32	-2.09	Q
	25m: 14.74		50m: 31.27 (16.53)				
	75m: 47.98 (16.71)		100m: 1:04.23 (16.25)				
18	 Rudge Zya...	15	 Enterprise ...	0.71	1:04.54 Entry: 1:02.16	+2.38	Q
	25m: 14.28		50m: 30.50 (16.22)				
	75m: 47.31 (16.81)		100m: 1:04.54 (17.23)				
19	 Deeprise L...	17	 Heretaunga...	0.71	1:04.57 Entry: 1:05.38	-0.81	R1
	25m: 14.73		50m: 31.19 (16.46)				
	75m: 48.17 (16.98)		100m: 1:04.57 (16.40)				
20	 Kinsella Eva	17	 Comet Swi...	0.57	1:04.62 Entry: 1:03.98	+0.64	R2
	25m: 14.61		50m: 30.96 (16.35)				
	75m: 47.68 (16.72)		100m: 1:04.62 (16.94)				
21	 Robinson I...	15	 Pirates Swi...	0.67	1:04.80 Entry: 1:06.49	-1.69	Q
	25m: 14.50		50m: 30.89 (16.39)				
	75m: 47.88 (16.99)		100m: 1:04.80 (16.92)				
22	 Ennor Zoe	18	 Heretaunga...	0.67	1:04.96 Entry: 1:00.79	+4.17	
	25m: 14.69		50m: 30.95 (16.26)				
	75m: 47.69 (16.74)		100m: 1:04.96 (17.27)				

























23	 Mill Georgia	16	 Trojans Swi...	0.61	1:05.28 Entry: 1:05.06 +0.22	
	25m: 15.04		50m: 31.73 (16.69)			
	75m: 48.84 (17.11)		100m: 1:05.28 (16.44)			
24	 Donnelly E...	15	 Greendale ...	0.71	1:05.53 Entry: 1:05.96 -0.43	Q
	25m: 14.62		50m: 31.03 (16.41)			
	75m: 48.41 (17.38)		100m: 1:05.53 (17.12)			
25	 PorterSmyt...	13	 Comet Swi...	0.51	1:05.57 Entry: 1:07.72 -2.15	Q
	25m: 14.65		50m: 31.73 (17.08)			
	75m: 48.84 (17.11)		100m: 1:05.57 (16.73)			
26	 Fritchley Ella	13	 Heretaunga...	0.60	1:05.64 Entry: 1:04.26 +1.38	Q
	25m: 14.48		50m: 30.61 (16.13)			
	75m: 48.56 (17.95)		100m: 1:05.64 (17.08)			
27	 Pullan Maisie	17	 Heretaunga...	0.80	1:05.71 Entry: 1:08.71 -3.00	
	25m: 14.65		50m: 31.13 (16.48)			
	75m: 48.76 (17.63)		100m: 1:05.71 (16.95)			
28	 Fuller Sophie	14	 Pirates Swi...	0.64	1:05.75 Entry: 1:06.71 -0.96	Q
	25m: 14.98		50m: 31.74 (16.76)			
	75m: 49.51 (17.77)		100m: 1:05.75 (16.24)			
29	 Whyte Ciara	15	 Pirates Swi...	0.74	1:05.90 Entry: 1:04.04 +1.86	Q
	25m: 15.07		50m: 31.76 (16.69)			
	75m: 48.80 (17.04)		100m: 1:05.90 (17.10)			
30	 Marsden Ti...	17	 Heretaunga...	0.70	1:06.04 Entry: 1:03.08 +2.96	
	25m: 13.84		50m: 30.01 (16.17)			
	75m: 47.60 (17.59)		100m: 1:06.04 (18.44)			
31	 Dorricott R...	13	 Whanganui...	0.83	1:06.13 Entry: 1:06.58 -0.45	Q
	25m: 15.11		50m: 31.60 (16.49)			
	75m: 49.34 (17.74)		100m: 1:06.13 (16.79)			
32	 Gollan Elea...	14	 Pirates Swi...	0.91	1:06.85 Entry: 1:07.43 -0.58	Q
	25m: 15.74		50m: 32.58 (16.84)			
	75m: 49.89 (17.31)		100m: 1:06.85 (16.96)			
32	 Elers Eva	12	 Trojans Swi...		1:06.85 Entry: 1:08.89 -2.04	Q
	25m: 15.45		50m: 32.19 (16.74)			
	75m: 49.94 (17.75)		100m: 1:06.85 (16.91)			
34	 Martin Ruby	12	 Enterprise ...	0.68	1:07.02 Entry: 1:12.64 -5.62	Q
	25m: 15.29		50m: 31.98 (16.69)			
	75m: 49.68 (17.70)		100m: 1:07.02 (17.34)			

























35	 Mananes E...	14	 Krakens	Central Ha...	0.59	1:07.03	Entry: 1:06.64	+0.39	Q
	25m: 15.28		50m: 32.15 (16.87)						
	75m: 49.81 (17.66)		100m: 1:07.03 (17.22)						
36	 Williams Br...	12	 Enterprise ...	Enterprise ...	0.66	1:07.11	Entry: 1:04.52	+2.59	Q
	25m: 14.88		50m: 31.73 (16.85)						
	75m: 49.25 (17.52)		100m: 1:07.11 (17.86)						
37	 Ridgewell ...	16	 Pirates Swi...	Pirates Swi...	0.78	1:07.12	Entry: 1:06.78	+0.34	
	25m: 15.62		50m: 32.36 (16.74)						
	75m: 49.75 (17.39)		100m: 1:07.12 (17.37)						
38	 Blumfield S...	17	 Comet Swi...	Comet Swi...	0.63	1:07.26	Entry: 1:05.63	+1.63	
	25m: 15.11		50m: 32.06 (16.95)						
	75m: 49.72 (17.66)		100m: 1:07.26 (17.54)						
39	 Keepa Zoe	13	 Comet Swi...	Comet Swi...	0.49	1:07.28	Entry: 1:07.73	-0.45	Q
	25m: 15.06		50m: 32.24 (17.18)						
	75m: 49.97 (17.73)		100m: 1:07.28 (17.31)						
40	 Miller Kaylee	14	 Ice Breaker...	Ice Breaker...	0.71	1:07.29	Entry: 1:06.58	+0.71	Q
	25m: 14.53		50m: 31.81 (17.28)						
	75m: 49.76 (17.95)		100m: 1:07.29 (17.53)						
41	 Henricksen...	12	 Palmerston...	Palmerston...	0.79	1:07.36	Entry: 1:09.57	-2.21	Q
	25m: 15.30		50m: 32.23 (16.93)						
	75m: 50.11 (17.88)		100m: 1:07.36 (17.25)						
42	 Kneebone ...	18	 Saint Devil	Heretaunga...	0.76	1:07.55	Entry: 1:04.72	+2.83	
	25m: 15.27		50m: 32.07 (16.80)						
	75m: 50.01 (17.94)		100m: 1:07.55 (17.54)						
43	 Lawrence ...	15	 Saint Devil	Heretaunga...	0.79	1:07.65	Entry: 1:11.61	-3.96	Q
	25m: 15.22		50m: 32.06 (16.84)						
	75m: 50.13 (18.07)		100m: 1:07.65 (17.52)						
44	 Kelly Charl...	15	 Pirates Swi...	Pirates Swi...	0.70	1:08.05	Entry: 1:08.30	-0.25	WDR
	25m: 15.23		50m: 31.91 (16.68)						
	75m: 49.96 (18.05)		100m: 1:08.05 (18.09)						
45	 Bake Holly	16	 Trojans Swi...	Trojans Swi...	0.78	1:08.08	Entry: 1:07.84	+0.24	
	25m: 14.88		50m: 31.92 (17.04)						
	75m: 49.77 (17.85)		100m: 1:08.08 (18.31)						
46	 Stuttle Grace	13	 Saint Devil	Heretaunga...	0.57	1:08.22	Entry: 1:08.63	-0.41	Q
	25m: 15.27		50m: 32.59 (17.32)						
	75m: 50.74 (18.15)		100m: 1:08.22 (17.48)						















47	 McEntee K...	14	 Heretaunga...	0.71	1:08.41 Entry: 1:08.00 +0.41	Q
	25m: 15.45		50m: 32.54 (17.09)			
	75m: 50.61 (18.07)		100m: 1:08.41 (17.80)			
48	 Boyd Abigail	16	 Central Ha...	0.64	1:08.58 Entry: 1:09.35 -0.77	
	25m: 15.07		50m: 31.99 (16.92)			
	75m: 50.19 (18.20)		100m: 1:08.58 (18.39)			
49	 Phelps Sop...	13	 Enterprise ...	0.63	1:08.81 Entry: 1:10.40 -1.59	Q
	25m: 15.20		50m: 32.70 (17.50)			
	75m: 50.55 (17.85)		100m: 1:08.81 (18.26)			
50	 Thirkell Kat...	16	 Palmerston...	0.70	1:09.21 Entry: 1:09.16 +0.05	
	25m: 15.59		50m: 32.56 (16.97)			
	75m: 50.56 (18.00)		100m: 1:09.21 (18.65)			
51	 Mill Emma	13	 Trojans Swi...		1:09.26 Entry: 1:12.33 -3.07	Q
	25m: 15.54		50m: 32.82 (17.28)			
	75m: 51.13 (18.31)		100m: 1:09.26 (18.13)			
52	 Sherwin Gr...	13	 Kiwi West A...	0.68	1:09.97 Entry: 1:06.79 +3.18	Q
	25m: 15.39		50m: 33.33 (17.94)			
	75m: 51.66 (18.33)		100m: 1:09.97 (18.31)			
53	 Gill Harper	15	 Heretaunga...	0.72	1:10.03 Entry: 1:09.26 +0.77	Q
	25m: 15.91		50m: 33.27 (17.36)			
	75m: 51.57 (18.30)		100m: 1:10.03 (18.46)			
54	 Baskett Zoe	13	 Whanganui...	0.60	1:10.10 Entry: 1:08.56 +1.54	WDR
	25m: 15.70		50m: 33.56 (17.86)			
	75m: 52.16 (18.60)		100m: 1:10.10 (17.94)			
55	 Aplin Harriet	13	 Whanganui...	0.64	1:10.14 Entry: 1:09.96 +0.18	WDR
	25m: 15.68		50m: 33.12 (17.44)			
	75m: 51.85 (18.73)		100m: 1:10.14 (18.29)			
56	 Barnes Sop...	12	 Central Ha...	0.58	1:10.52 Entry: 1:10.92 -0.40	Q
	25m: 16.36		50m: 34.51 (18.15)			
	75m: 53.05 (18.54)		100m: 1:10.52 (17.47)			
57	 Campbell Ava	13	 Heretaunga...	0.72	1:11.58 Entry: 1:15.52 -3.94	Q
	25m: 15.40		50m: 32.83 (17.43)			
	75m: 52.17 (19.34)		100m: 1:11.58 (19.41)			
58	 Waihua Bro...	12	 Central Ha...		1:11.67 Entry: 1:09.97 +1.70	Q
	25m: 15.80		50m: 33.48 (17.68)			
	75m: 52.59 (19.11)		100m: 1:11.67 (19.08)			

59	 Norman Es...	12	 Ice Breaker...	0.80	1:11.80 Entry: 1:10.32 +1.48	Q
	25m: 15.82		50m: 33.95 (18.13)			
	75m: 53.19 (19.24)		100m: 1:11.80 (18.61)			
60	 White Freya	11	 Greendale ...	0.66	1:11.90 Entry: 1:11.33 +0.57	Q
	25m: 15.90		50m: 33.57 (17.67)			
	75m: 52.46 (18.89)		100m: 1:11.90 (19.44)			
61	 Knofflock A...	12	 Heretaunga...		1:12.13 Entry: 1:12.95 -0.82	Q
	25m: 16.13		50m: 33.90 (17.77)			
	75m: 52.80 (18.90)		100m: 1:12.13 (19.33)			
62	 Williams Al...	12	 Enterprise ...		1:12.83 Entry: 1:14.75 -1.92	Q
	25m: 16.20		50m: 34.80 (18.60)			
	75m: 53.85 (19.05)		100m: 1:12.83 (18.98)			
63	 Barclay Bella	14	 Enterprise ...	0.77	1:12.90 Entry: 1:13.02 -0.12	Q
	25m: 15.53		50m: 34.02 (18.49)			
	75m: 53.38 (19.36)		100m: 1:12.90 (19.52)			
64	 Barclay Bre...	12	 Enterprise ...	0.47	1:13.41 Entry: 1:13.41	Q
	25m: 16.29		50m: 35.29 (19.00)			
	75m: 54.30 (19.01)		100m: 1:13.41 (19.11)			
65	 Travers Syl...	14	 Pirates Swi...	0.92	1:14.03 Entry: 1:14.16 -0.13	WDR
	25m: 16.43		50m: 35.24 (18.81)			
	75m: 54.84 (19.60)		100m: 1:14.03 (19.19)			
66	 Stewart Ivy	12	 Enterprise ...		1:14.53 Entry: 1:16.30 -1.77	R1
	25m: 16.60		50m: 35.67 (19.07)			
	75m: 55.49 (19.82)		100m: 1:14.53 (19.04)			
67	 Burns Pippa	11	 Greendale ...	0.82	1:15.13 Entry: 1:15.39 -0.26	Q
	25m: 16.90		50m: 36.05 (19.15)			
	75m: 56.45 (20.40)		100m: 1:15.13 (18.68)			
68	 Dear Tylar	11	 Enterprise ...	0.58	1:15.20 Entry: 1:20.04 -4.84	Q
	25m: 16.97		50m: 36.66 (19.69)			
	75m: 56.43 (19.77)		100m: 1:15.20 (18.77)			
69	 Hudson Na...	13	 Enterprise ...	0.78	1:15.35 Entry: 1:22.50 -7.15	R1
	25m: 16.57		50m: 35.89 (19.32)			
	75m: 55.80 (19.91)		100m: 1:15.35 (19.55)			
70	 Kopu Sophia	11	 Whanganui...	0.86	1:15.82 Entry: 1:16.00 -0.18	Q
	25m: 16.59		50m: 35.80 (19.21)			
	75m: 56.03 (20.23)		100m: 1:15.82 (19.79)			

71	 Soro Mali	12	 Central Ha...	0.61	1:16.19 Entry: 1:18.80 -2.61	R2
	25m: 17.83		50m: 37.28 (19.45)			
	75m: 57.58 (20.30)		100m: 1:16.19 (18.61)			
72	 Hyde-Hills ...	13	 Napier Aqu...	0.54	1:16.28 Entry: 1:19.68 -3.40	R2
	25m: 16.55		50m: 35.44 (18.89)			
	75m: 56.20 (20.76)		100m: 1:16.28 (20.08)			
73	 Terry Mead...	11	 Napier Aqu...	0.57	1:16.42 Entry: 1:20.19 -3.77	Q
	25m: 17.14		50m: 37.02 (19.88)			
	75m: 57.11 (20.09)		100m: 1:16.42 (19.31)			
74	 Klaus Brian...	12	 Greendale ...	0.51	1:17.01 Entry: 1:16.34 +0.67	
	25m: 17.22		50m: 36.96 (19.74)			
	75m: 57.11 (20.15)		100m: 1:17.01 (19.90)			
75	 Rasmusse...	14	 Napier Aqu...	0.72	1:17.29 Entry: 1:14.63 +2.66	Q
	25m: 17.49		50m: 36.89 (19.40)			
	75m: 57.41 (20.52)		100m: 1:17.29 (19.88)			
76	 Young Isla	13	 Feilding Am...	0.87	1:17.30 Entry: 1:14.34 +2.96	
	25m: 17.01		50m: 36.13 (19.12)			
	75m: 57.01 (20.88)		100m: 1:17.30 (20.29)			
77	 Swa Penel...	17	 Heretaunga...		1:17.59 Entry: 1:13.00 +4.59	
	25m: 17.80		50m: 37.34 (19.54)			
	75m: 57.62 (20.28)		100m: 1:17.59 (19.97)			
78	 Howard Kat...	12	 Napier Aqu...	0.97	1:17.86 Entry: 1:17.71 +0.15	
	25m: 17.48		50m: 36.86 (19.38)			
	75m: 57.52 (20.66)		100m: 1:17.86 (20.34)			
79	 Wilson-Win...	10	 Whanganui...	0.49	1:18.12 Entry: 1:17.34 +0.78	Q
	25m: 17.23		50m: 36.52 (19.29)			
	75m: 57.34 (20.82)		100m: 1:18.12 (20.78)			
80	 O'Connor ...	11	 Greendale ...		1:18.88 Entry: 1:20.42 -1.54	Q
	25m: 18.16		50m: 38.54 (20.38)			
	75m: 59.34 (20.80)		100m: 1:18.88 (19.54)			
81	 Miller Charl...	10	 Ice Breaker...	0.58	1:19.18 Entry: 1:24.39 -5.21	Q
	25m: 17.75		50m: 37.61 (19.86)			
	75m: 58.98 (21.37)		100m: 1:19.18 (20.20)			
82	 Maloy Isla	12	 Trojans Swi...		1:19.66 Entry: 1:27.80 -8.14	
	25m: 17.48		50m: 37.72 (20.24)			
	75m: 59.28 (21.56)		100m: 1:19.66 (20.38)			

83	 Paki Maia	10	 Whanganui...	0.78	1:20.11 Entry: 1:19.68 +0.43	Q
	25m: 17.53		50m: 38.14 (20.61)			
	75m: 59.69 (21.55)		100m: 1:20.11 (20.42)			
84	 Henricksen...	12	 Heretaunga...	0.70	1:21.83 Entry: 1:24.98 -3.15	
	25m: 18.31		50m: 38.99 (20.68)			
	75m: 1:00.30 (21.31)		100m: 1:21.83 (21.53)			
84	 Blunsdon L...	11	 Greendale ...	0.79	1:21.83 Entry: 1:20.07 +1.76	Q
	25m: 18.88		50m: 39.17 (20.29)			
	75m: 1:00.38 (21.21)		100m: 1:21.83 (21.45)			
86	 Forster Zoe	12	 Heretaunga...	0.79	1:21.91 Entry: 1:22.15 -0.24	
	25m: 18.44		50m: 38.87 (20.43)			
	75m: 1:00.39 (21.52)		100m: 1:21.91 (21.52)			
87	 Elton Honor	12	 Trojans Swi...	0.70	1:21.92 Entry: 1:21.00 +0.92	
	25m: 18.16		50m: 38.97 (20.81)			
	75m: 1:00.62 (21.65)		100m: 1:21.92 (21.30)			
88	 Cannon Ha...	12	 Enterprise ...	0.66	1:22.11 Entry: 1:22.11	
	25m: 18.60		50m: 39.50 (20.90)			
	75m: 1:01.82 (22.32)		100m: 1:22.11 (20.29)			
89	 Scott Avis	11	 Central Ha...		1:22.50 Entry: 1:26.10 -3.60	Q
	25m: 19.24		50m: 40.42 (21.18)			
	75m: 1:02.22 (21.80)		100m: 1:22.50 (20.28)			
90	 Plowman S...	11	 Heretaunga...		1:23.51 Entry: 1:25.13 -1.62	Q
	25m: 17.79		50m: 38.85 (21.06)			
	75m: 1:01.24 (22.39)		100m: 1:23.51 (22.27)			
91	 Wang Xi	8	 Porirua City...		1:23.63 Entry: 1:33.29 -9.66	WDR
	25m: 18.31		50m: 39.77 (21.46)			
	75m: 1:01.81 (22.04)		100m: 1:23.63 (21.82)			
92	 Knightsmith...	11	 Feilding Am...	0.88	1:24.73 Entry: 1:29.20 -4.47	Q
	25m: 19.62		50m: 40.76 (21.14)			
	75m: 1:03.73 (22.97)		100m: 1:24.73 (21.00)			
93	 Wedd Han...	10	 Trojans Swi...	0.48	1:24.93 Entry: 1:31.19 -6.26	Q
	25m: 19.32		50m: 40.93 (21.61)			
	75m: 1:04.17 (23.24)		100m: 1:24.93 (20.76)			
94	 Bennetts H...	9	 Whanganui...		1:25.12 Entry: 1:31.81 -6.69	WDR
	25m: 19.31		50m: 40.79 (21.48)			
	75m: 1:03.06 (22.27)		100m: 1:25.12 (22.06)			

95	 Haftka Isla	12	 Central Ha...		1:26.36 Entry: 1:28.57 -2.21	
	25m: 18.54		50m: 39.65 (21.11)			
	75m: 1:03.21 (23.56)		100m: 1:26.36 (23.15)			
96	 Timms Rylee	11	 Napier Aqu...	0.68	1:27.95 Entry: 1:22.42 +5.53	R1
	25m: 18.40		50m: 40.67 (22.27)			
	75m: 1:05.11 (24.44)		100m: 1:27.95 (22.84)			
97	 Sim Keeva	11	 Trojans Swi...	0.56	1:28.36	R2
	25m: 19.23		50m: 41.59 (22.36)			
	75m: 1:05.23 (23.64)		100m: 1:28.36 (23.13)			
98	 Thorpe Mai...	9	 Enterprise ...		1:29.04 Entry: 1:34.72 -5.68	Q
	25m: 20.03		50m: 43.22 (23.19)			
	75m: 1:07.61 (24.39)		100m: 1:29.04 (21.43)			
99	 Latu Emily	9	 Enterprise ...		1:30.61 Entry: 1:33.27 -2.66	Q
	25m: 20.44		50m: 43.93 (23.49)			
	75m: 1:07.37 (23.44)		100m: 1:30.61 (23.24)			
100	 Dear Payton	9	 Enterprise ...	0.90	1:31.68 Entry: 1:38.75 -7.07	Q
	25m: 18.89		50m: 41.92 (23.03)			
	75m: 1:07.56 (25.64)		100m: 1:31.68 (24.12)			
101	 McPhail Ch...	9	 Enterprise ...		1:32.24 Entry: 1:36.06 -3.82	Q
	25m: 19.86		50m: 42.66 (22.80)			
	75m: 1:08.34 (25.68)		100m: 1:32.24 (23.90)			
102	 McLaughlin...	11	 Trojans Swi...	0.75	1:32.89 Entry: 1:38.59 -5.70	
	25m: 20.95		50m: 44.81 (23.86)			
	75m: 1:09.52 (24.71)		100m: 1:32.89 (23.37)			
103	 Knofflock G...	9	 Heretaunga...		1:33.48 Entry: 1:33.01 +0.47	Q
	25m: 19.82		50m: 44.40 (24.58)			
	75m: 1:08.63 (24.23)		100m: 1:33.48 (24.85)			
104	 Wagstaff A...	10	 Trojans Swi...		1:35.07	WDR
	25m: 20.79		50m: 44.34 (23.55)			
	75m: 1:10.08 (25.74)		100m: 1:35.07 (24.99)			
105	 Forbes Pey...	10	 Feilding Am...	0.81	1:35.80 Entry: 1:42.24 -6.44	WDR
	25m: 21.88		50m: 45.72 (23.84)			
	75m: 1:10.77 (25.05)		100m: 1:35.80 (25.03)			
106	 Repko Pen...	11	 Trojans Swi...	1.01	1:36.28 Entry: 1:39.98 -3.70	
	25m: 21.39		50m: 47.04 (25.65)			
	75m: 1:13.76 (26.72)		100m: 1:36.28 (22.52)			

107	 Timms Tayla	9	 Napier Aqu...	1:38.02	Q
	25m: 20.26		50m: 44.56 (24.30)	Entry: 1:36.27	+1.75
	75m: 1:12.70 (28.14)		100m: 1:38.02 (25.32)		
108	 Moli Archie...	9	 Trojans Swi...	1:42.96	R1
	25m: 22.07		50m: 47.98 (25.91)		
	75m: 1:15.85 (27.87)		100m: 1:42.96 (27.11)		
109	 Harkness E...	10	 Napier Aqu...	1:44.02	R2
	25m: 22.35		50m: 48.30 (25.95)	Entry: 1:50.85	-6.83
	75m: 1:17.17 (28.87)		100m: 1:44.02 (26.85)		
110	 Maloy Chloe	10	 Trojans Swi...	1:44.84	
	25m: 21.74		50m: 48.45 (26.71)	Entry: 1:49.29	-4.45
	75m: 1:18.59 (30.14)		100m: 1:44.84 (26.25)		
111	 Enslin Mine...	10	 Greendale ...	1:45.54	0.86
	25m: 23.43		50m: 50.80 (27.37)		
	75m: 1:19.82 (29.02)		100m: 1:45.54 (25.72)		
112	 McFadyen ...	9	 Trojans Swi...	1:46.54	
	25m: 24.03		50m: 51.26 (27.23)		
	75m: 1:20.31 (29.05)		100m: 1:46.54 (26.23)		
113	 Gill Aubree	10	 Heretaunga...	1:47.82	
	25m: 22.24		50m: 49.92 (27.68)	Entry: 1:42.19	+5.63
	75m: 1:18.93 (29.01)		100m: 1:47.82 (28.8)		